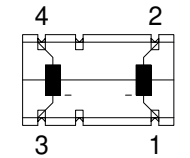
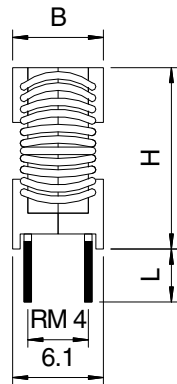
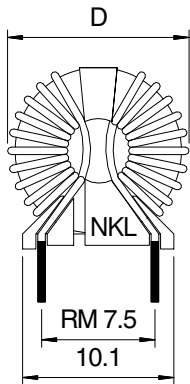


R1003?KS

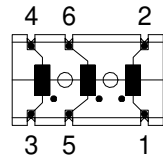


Ansicht von unten (Lötseite)

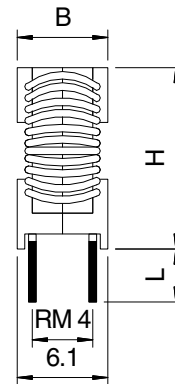



typ. Maße:
 D = 13
 H = 13
 B = 6
 L = 4

R1003?KSS

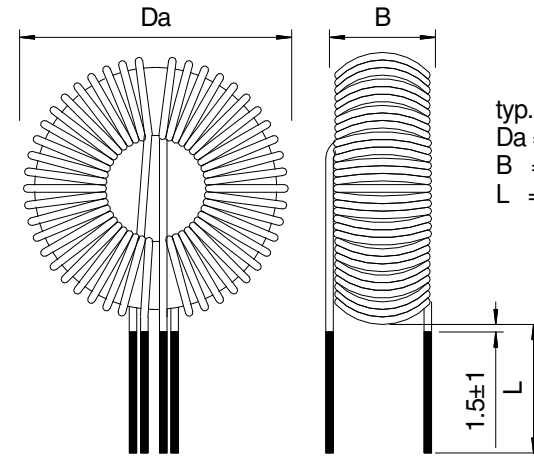


Ansicht von unten (Lötseite)



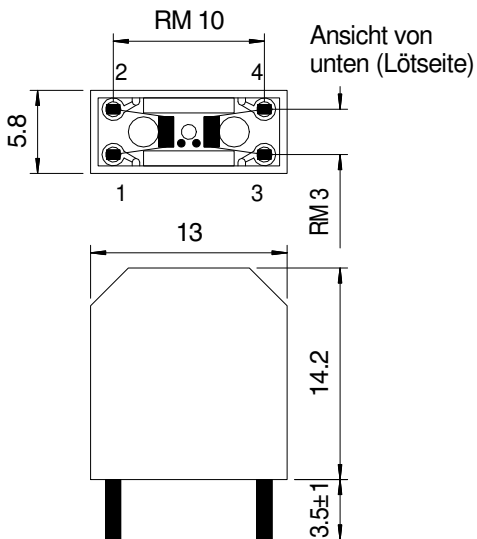
? = mögliche Materialien X, U, V

R1003?11



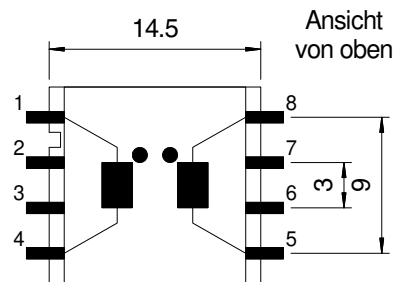
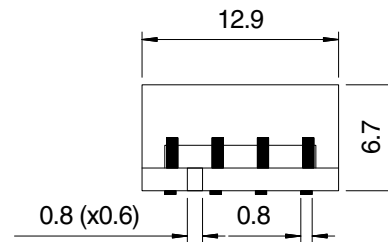
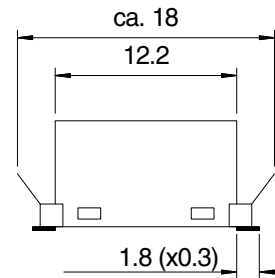
typ. Maße:
 Da = 12
 B = 5
 L = 15 +25

R1003?B5

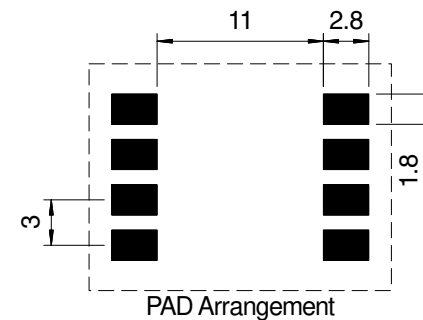


Ansicht von unten (Lötseite)

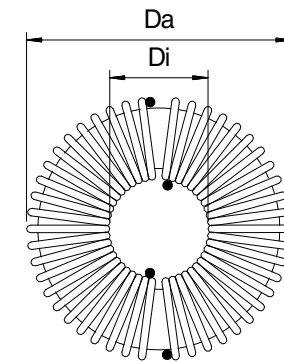
R1003?-SMD



Ansicht von oben



R1003?10



Ansicht von unten (Lötseite)

typ. Maße:
 Da = 12
 Di = 3
 H = 5
 L = 15 +25

